



The Nation's Favorite Fun Family Newspaper
 Kidsville News! Brainworks Worksheet
 October Enrichment Activities
 Grades K-2

Students: After reading "Connections," find words from the article in the word search below. The words to search for are in the word bank at the bottom of the page. Draw a line through the words in the puzzle, and check each word off in the bank when located.

Let's Play Ball!

I	E	E	F	W	L	E	R	O	C	S	B	R	M
L	C	S	D	I	I	L	P	O	I	N	T	S	O
P	C	E	W	R	E	L	L	A	B	T	O	O	F
S	U	N	O	K	T	L	A	T	E	S	W	I	R
O	L	N	K	S	O	P	D	B	T	D	O	N	S
N	L	C	T	P	P	C	E	A	E	P	N	E	O
E	I	O	O	T	P	S	T	S	L	L	W	T	W
K	W	I	E	S	O	F	R	K	B	A	O	H	O
E	F	A	F	S	N	U	U	E	B	Y	D	R	E
I	M	U	N	O	E	T	O	T	I	E	H	O	I
S	P	R	I	C	N	B	C	B	R	R	C	W	L
O	E	O	W	C	T	O	B	A	D	S	U	I	A
C	S	E	N	E	E	L	L	L	Y	K	O	N	O
B	T	O	C	R	N	I	O	L	E	B	T	P	G

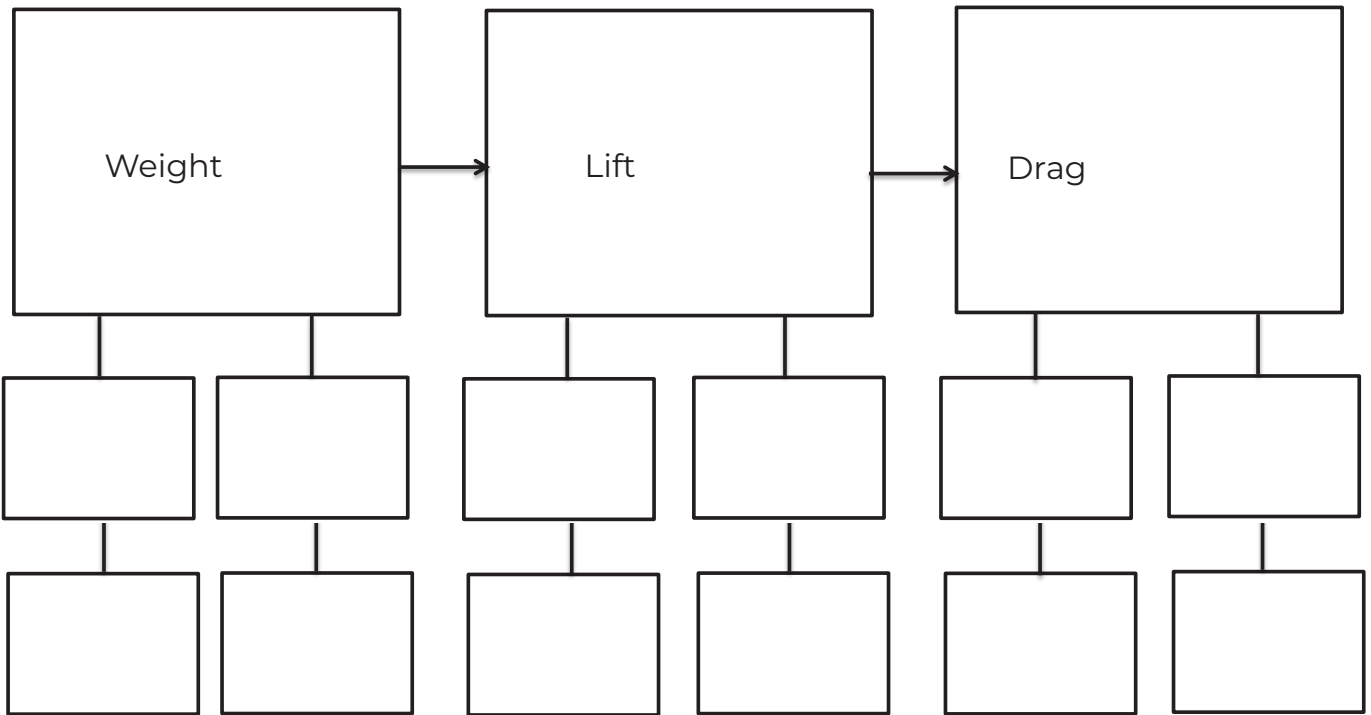
- POINTS
- TEAMS
- BASKETBALL
- FUTBOL
- WIN
- SCORE
- SOCCER
- PUNT
- PLAYERS
- GOALIE
- FIELD
- TOUCHDOWN
- KICK
- FOOTBALL
- THROW-IN
- COURT
- OPPONENT
- DRIBBLE



The Nation's Favorite Fun Family Newspaper
Kidsville News! Brainworks Worksheet
October Enrichment Activities
Grades K-2



Students: After reading "Around the World," use information from the article to create a treemap of information about the three forces that impact a ball in motion. Record facts and details about each force underneath its title box. Complete sentences are not needed. In the bottom box, draw a picture to show the forces that impact a ball in flight.





The Nation's Favorite Fun Family Newspaper
 Kidsville News! Brainworks Worksheet
 October Enrichment Activities
 Grades K-2

Answer Key



Students: After reading "Connections," find words from the article in the word search below. The words to search for are in the word bank at the bottom of the page. Draw a line through the words in the puzzle, and check each word off in the bank when located.

Parents/Teachers: Answers are below.

Let's Play Ball!

I	E	E	F	W	L	E	R	O	C	S	B	R	M
L	C	S	D	I	I	L	P	O	I	N	T	S	O
P	C	E	W	R	E	L	L	A	B	T	O	O	F
S	U	N	O	K	T	L	A	T	E	S	W	I	R
O	L	N	K	S	O	P	D	B	T	D	O	N	S
N	L	C	T	P	P	C	E	A	E	P	N	E	O
E	I	O	O	T	P	S	T	S	L	L	W	T	W
K	W	I	E	S	O	F	R	K	B	A	O	H	O
E	F	A	F	S	N	U	U	E	B	Y	D	R	E
I	M	U	N	O	E	T	O	T	I	E	H	O	I
S	P	R	I	C	N	B	C	B	R	R	C	W	L
O	E	O	W	C	T	O	B	A	D	S	U	I	A
C	S	E	N	E	E	L	L	L	Y	K	O	N	O
B	T	O	C	R	N	I	O	L	E	B	T	P	G

- POINTS
- TEAMS
- BASKETBALL
- FUTBOL
- WIN
- SCORE
- SOCCER
- PUNT
- PLAYERS
- GOALIE
- FIELD
- TOUCHDOWN
- KICK
- FOOTBALL
- THROW-IN
- COURT
- OPPONENT
- DRIBBLE

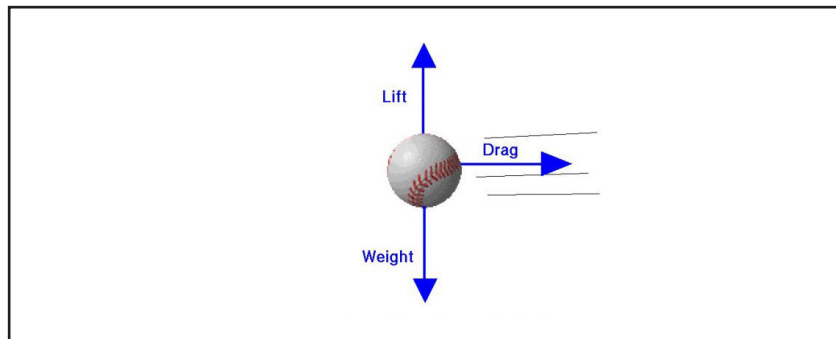
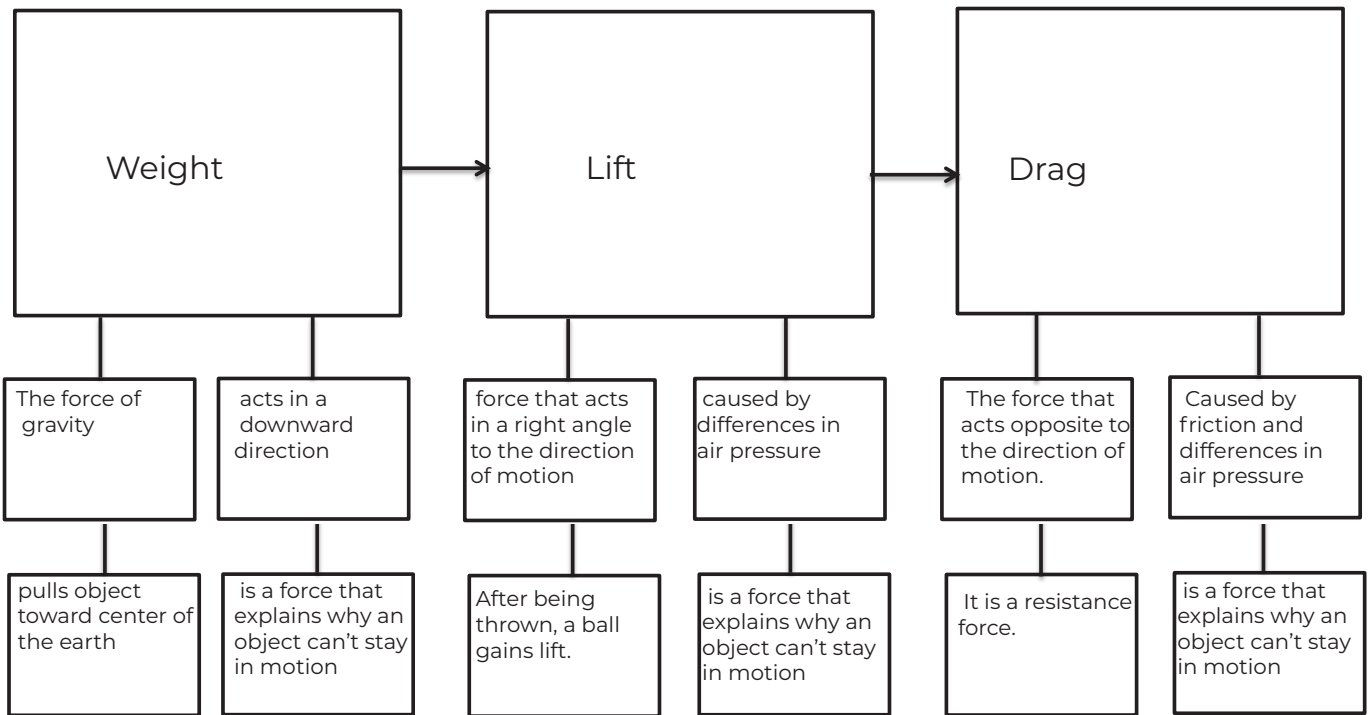


The Nation's Favorite Fun Family Newspaper
 Kidsville News! Brainworks Worksheet
 October Enrichment Activities
 Grades K-2



Answer Key

Students: After reading "Around the World," use information from the article to create a flow-chart of the science of ball throwing. Record the facts in order to detail how ball throwing works.
Parents/Teachers: Answers are below. Pictures should be the child's own rendition.





The Nation's Favorite Fun Family Newspaper
Kidsville News! Brainworks Worksheet
October Enrichment Activities
Grades K-2

Answer Key



Students: After reading "Wildville," create a story about how the pangolin got its scales. Be creative and inventive as you think of imaginative, fictitious way that this endangered creature may have gotten its full body armor of scales. Continue writing on the back of this paper to expand your tale!

How the Pangolin Got Its Scales
