



The Nation's Favorite Fun Family Newspaper
 Kidsville News! Brainworks Worksheet
 June Enrichment Activities
 Grades 3-6

Students: After reading "Connections," find words from the article in the word search below. The words to search for are in the word bank. Draw a line through the words in the puzzle, and check each word off in the bank when located.

An Eye for Art

V O S B U P D C R G O T S B P L C B D E
 C R E A T I V E U S N C N A F O O R Q R
 W D J R X I T W W L H I I W M Q A H Y U
 R E A W A A S A O O T N K M H W D B F T
 I L K K E N E D O O T U E A I H B Y K P
 T C V H K S I L N I D R R N M O R R W L
 I Y T P T F R M N C C W G E H T R A Q U
 N C P F B T E G R I M T O T D X N N L C
 G E A R D V L T A J B U B R R N H I O S
 V R C E P O L L B X K D L Y K A D L R D
 C C T E W E A V I N G Q O T C I A U F P
 N U Z R G X G M E D I U M S I I N C A T
 S O H A Y H P A R G O T O H P M C G R A
 T E I C O M P U T E R S A A Q B E A W B
 P A T T L M N O I S S E R P X E Z D R K
 N C B I C O S Y M B O L S Z M A W M I H
 R U V L S N L F U Q H T E C N U B N D A
 Q J R M E B U C S S R E N I A T N O C D
 W E Z N J T E F I A Z R B M R Y S Z Q R
 O O J S A W S W C E T A I C E R P P A T

Word Bank

- art
- career
- containers
- culinary arts
- crafts
- creative
- culture
- dance
- drawing
- expression
- function
- galleries
- hobby
- mediums
- multimedia
- music, painting
- photography
- printmaking
- sculpture
- theater
- weaving
- woodworking
- writing
- commercial art
- websites
- recycled art
- computers
- tablets
- beauty,
- school
- appreciate
- symbols

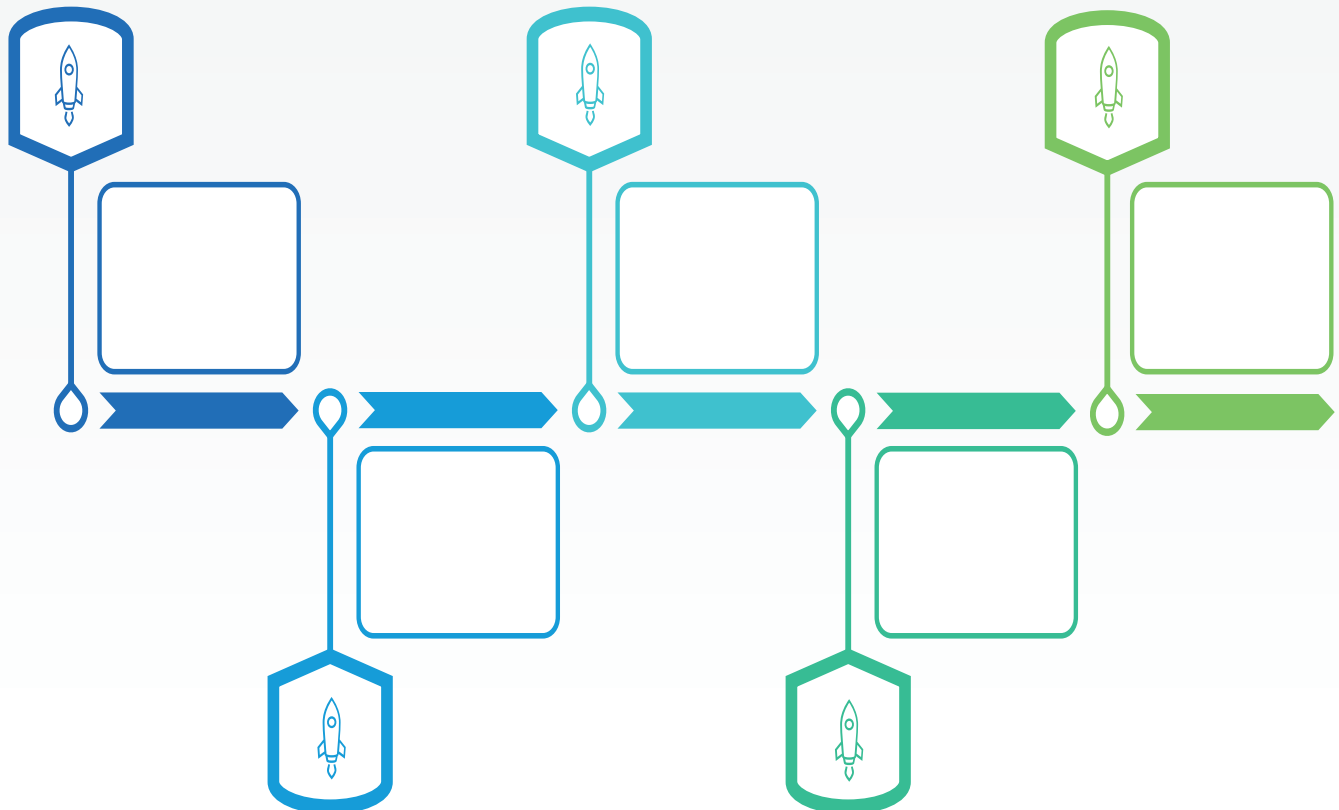


The Nation's Favorite Fun Family Newspaper
Kidsville News! Brainworks Worksheet
June Enrichment Activities
Grades 3-6



Students: After reading "Around the World," use information from the article to create a timeline of art through the years. Choose five time periods and write the names of those times or the dates associated with each on the spaceship markers. Record important facts about each time period inside the white box. Write the time period and info boxes in chronological order.

Art through Time





The Nation's Favorite Fun Family Newspaper
Kidsville News! Brainworks Worksheet
June Enrichment Activities
Grades 3-6

Students: After reading "Wildville," create a chameleon using the coloring page below. Follow the instruction at the bottom of the page. Have fun!



Make your Own Chameleon!

1. Cut out the above chameleon picture.
2. Glue the cut-out onto a paper plate.
3. Paint or color the chameleon. Use as many colors as you wish!
4. Add a popsicle stick to make the plate into a puppet, if desired.



The Nation's Favorite Fun Family Newspaper

Kidsville News! Brainworks Worksheet

June Enrichment Activities

Grades 3-6

Answer Key



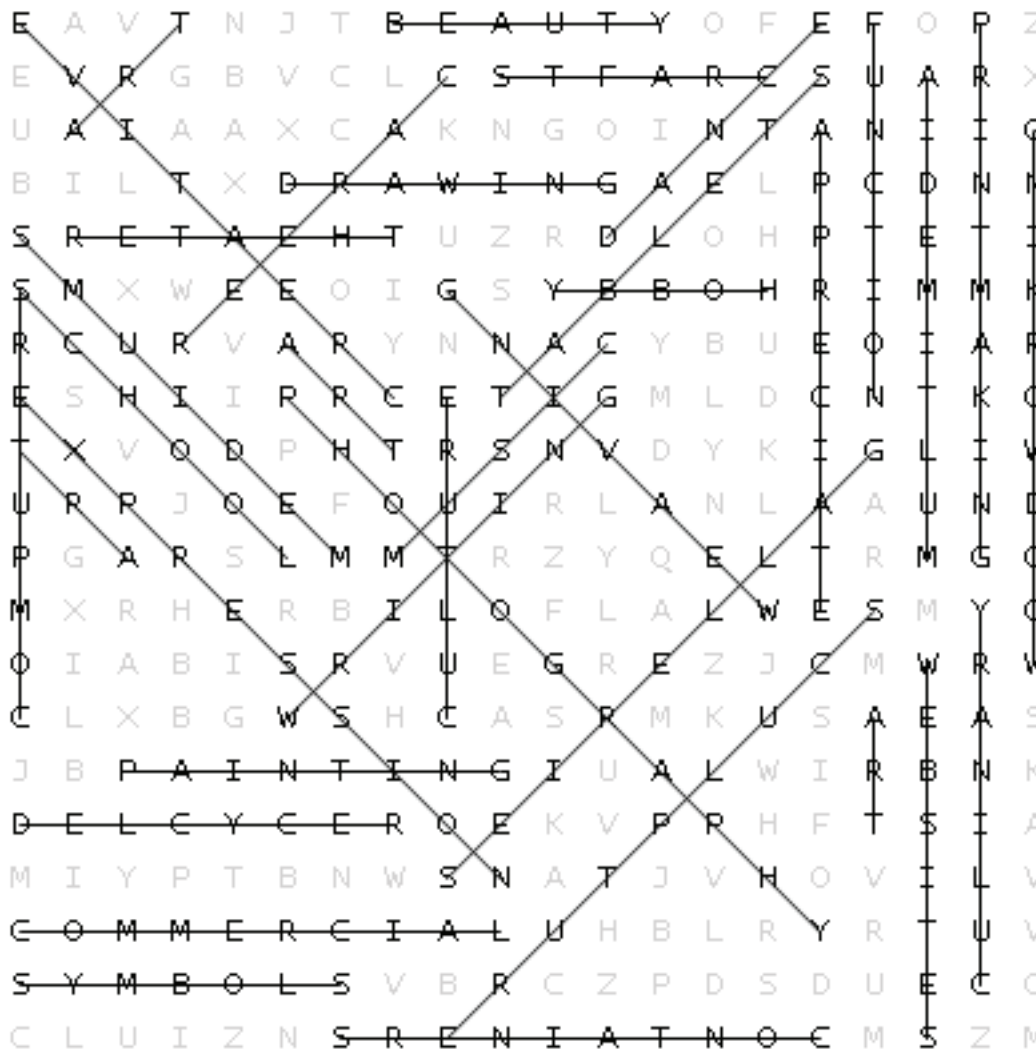
Students: After reading "Connections," find words from the article in the word search below. The words to search for are in the word bank. Draw a line through the words in the puzzle and check each word off in the bank when located.

Parents/Teachers: Answers are below.

Word Bank

- art
- career
- containers
- culinary arts
- crafts
- creative
- culture
- dance
- drawing
- expression
- function
- galleries
- hobby
- mediums
- multimedia
- music, painting
- photography
- printmaking
- sculpture
- theater
- weaving
- woodworking
- writing
- commercial art
- websites
- recycled art
- computers
- tablets
- beauty,
- school
- appreciate
- symbols

An Eye for Art





The Nation's Favorite Fun Family Newspaper
 Kidsville News! Brainworks Worksheet
 June Enrichment Activities
 Grades 3-6

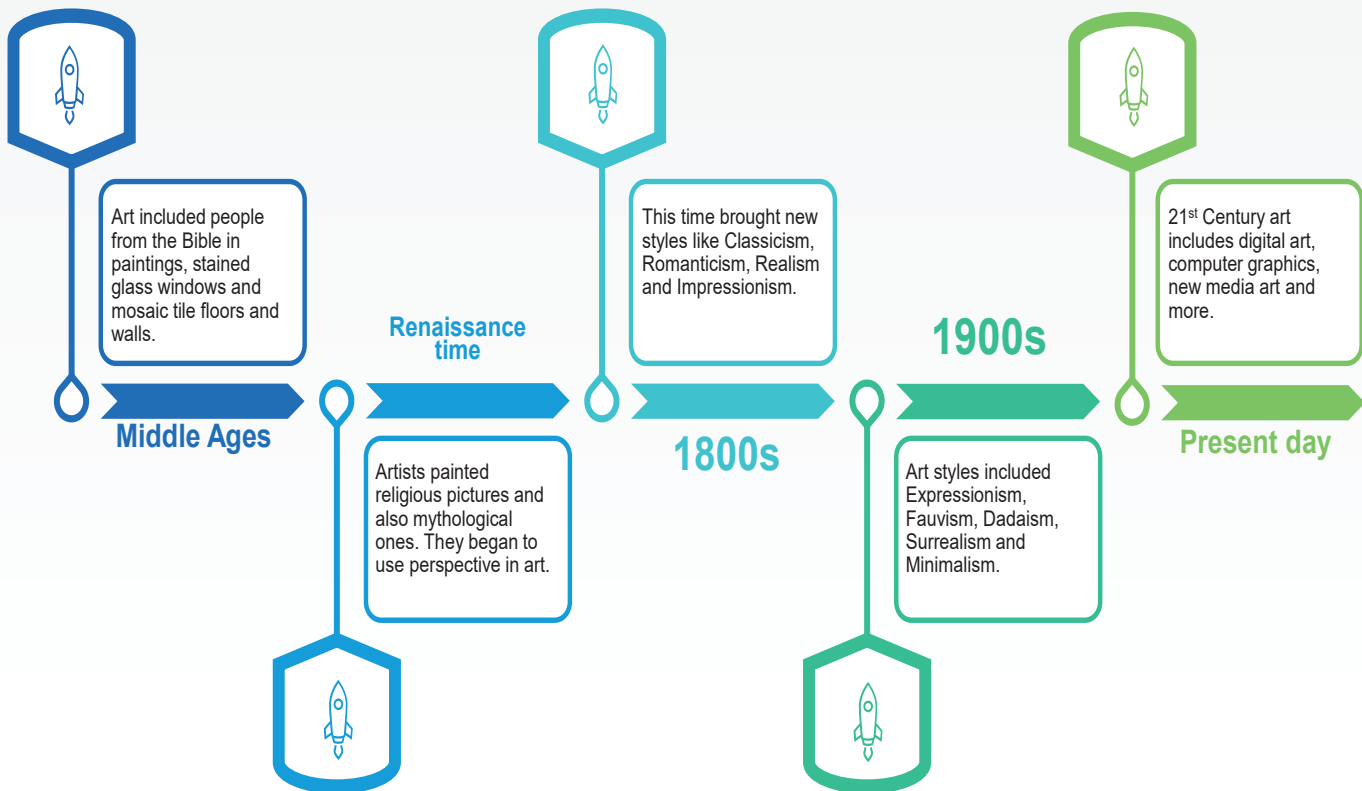


Answer Key

Students: After reading “Around the World,” use information from the article to create a timeline of art through the years. Choose five time periods and write the names of those times or the dates associated with each on the spaceship markers. Record important facts about each time period inside the white box. Write the time period and info boxes in chronological order.

Parents/teachers: Sample answers are below but specific time periods and information can vary.

Art through Time





The Nation's Favorite Fun Family Newspaper
Kidsville News! Brainworks Worksheet
June Enrichment Activities
Grades 3-6

Answer Key



Students: After reading "Wildville," create a chameleon using the coloring page below. Follow the instruction at the bottom of the page. Have fun!
Parents/Teachers: Colors and final products will vary.



Make your Own Chameleon!

1. Cut out the above chameleon picture.
2. Glue the cut-out onto a paper plate.
3. Paint or color the chameleon. Use as many colors as you wish!
4. Add a popsicle stick to make the plate into a puppet, if desired.