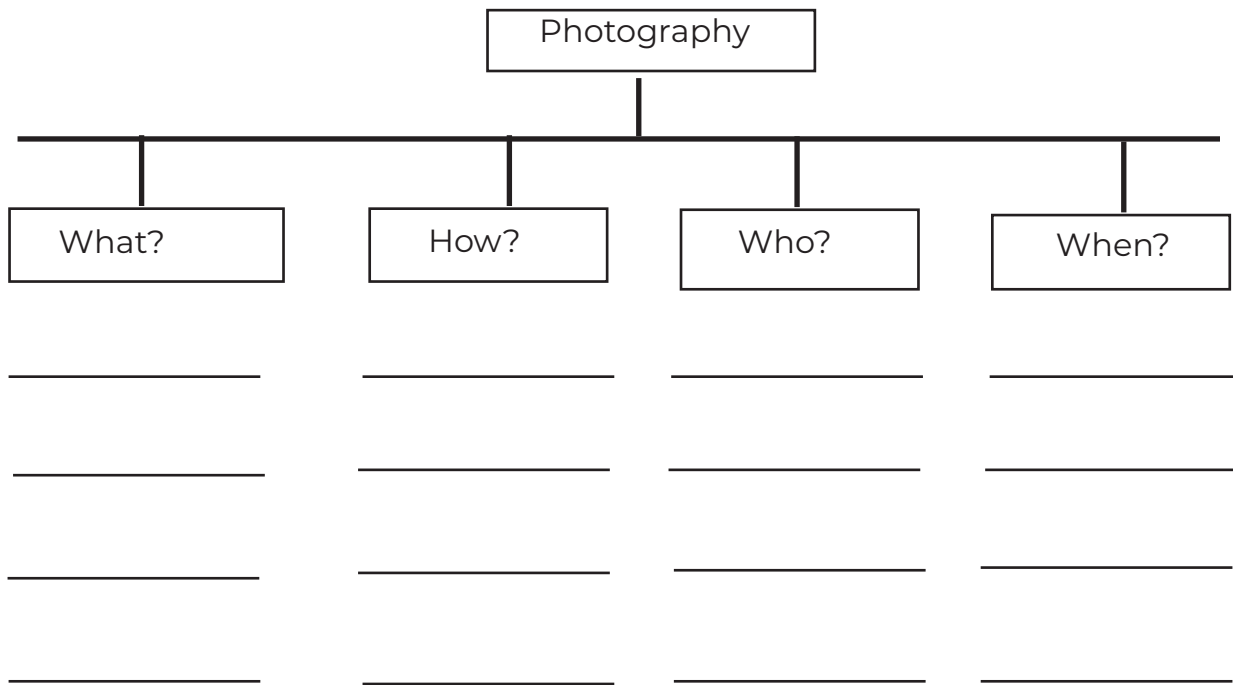




**CONNECTIONS**  
Kidsville

The Nation's Favorite Fun Family Newspaper  
 Kidsville News! Brainworks Worksheet  
 April Enrichment Activities  
 Grades 3-6

Students: After reading "Connections," use information from the article to fill in the tree map below. Under each subheading, add words or phrases that tell about that category. For example, under the subheading of "who" you could add the name of an inventor. Create a drawing of something you hope one day to take a picture of with a camera.



What I would like to photograph














The Nation's Favorite Fun Family Newspaper  
Kidsville News! Brainworks Worksheet  
April Enrichment Activities  
Grades 3-6



Students: Imagine you are a photography teacher instructing students on how to take good pictures outside in nature. In the speech bubbles below, write instructional phrases you would say to your pupils. What do they need to know to excel at nature photography? What might say to encourage, correct or complement their efforts?





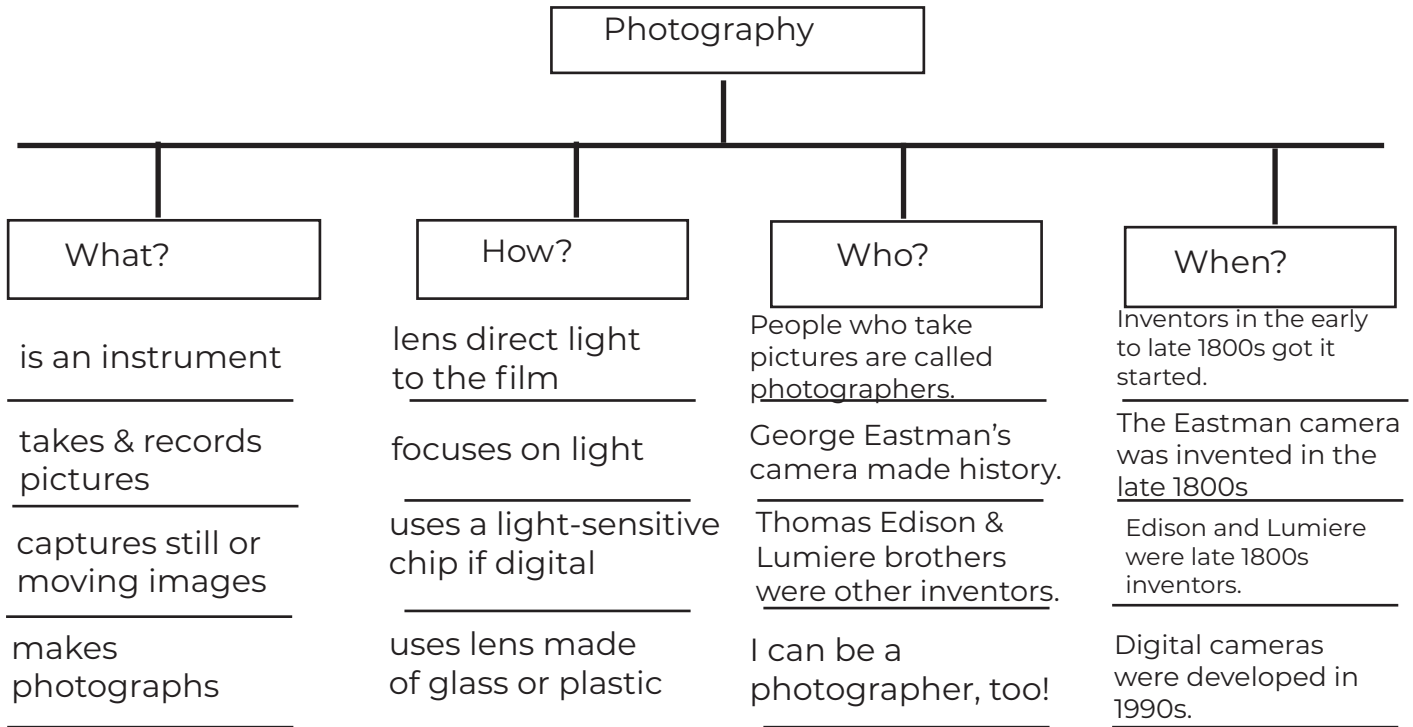
The Nation's Favorite Fun Family Newspaper  
 Kidsville News! Brainworks Worksheet  
 April Enrichment Activities  
 Grades 3-6

Answer Key



Students: After reading "Connections," use information from the article to fill in the tree map below. Under each subheading, add words or phrases that tell about that category. For example, under the subheading of "who" you could add the name of an inventor. Create a drawing of something you hope one day to take a picture of with a camera.

Teachers/Parents: Sample answers are below but can vary.



What I would like to photograph





The Nation's Favorite Fun Family Newspaper  
Kidsville News! Brainworks Worksheet  
April Enrichment Activities  
Grades 3-6

Answer Key



**Students:** Imagine you are a photography teacher instructing students on how to take good pictures outside in nature. In the speech bubbles below, write instructional phrases you would say to your pupils. What do they need to know to excel at nature photography? What might you say to encourage, correct or complement their efforts?

**Teachers/parents:** Sample quotes are below but will vary.

Capture the critters in action!

Watch the sun!  
Is it behind you or lighting the subject from the side?

Use a flash to reduce shadows and capture details!

You are really improving!

Sit and observe for a full 10 minutes before taking a picture!

Good shot!  
Love that pic!

Try to get down on the same level as the animal to get the best pic!  
Safety first, though!

Have you tried the Oh, Ranger app to find new places to take pics? Ask your parents!

If you like technology, did you know you can use a smartphone, tablet or digital camera for photography?